

Pool Layout

Scoreboard

Timing/Scoring Computer

Touchpads

LN1

LN2

LN3

LN4

LN5

LN6

LN7

LN8

Lane Order

Start Light

25 Yards

Bleachers

Length of the pool= 25 yards

1 Lap = 2 lengths = 50 yards

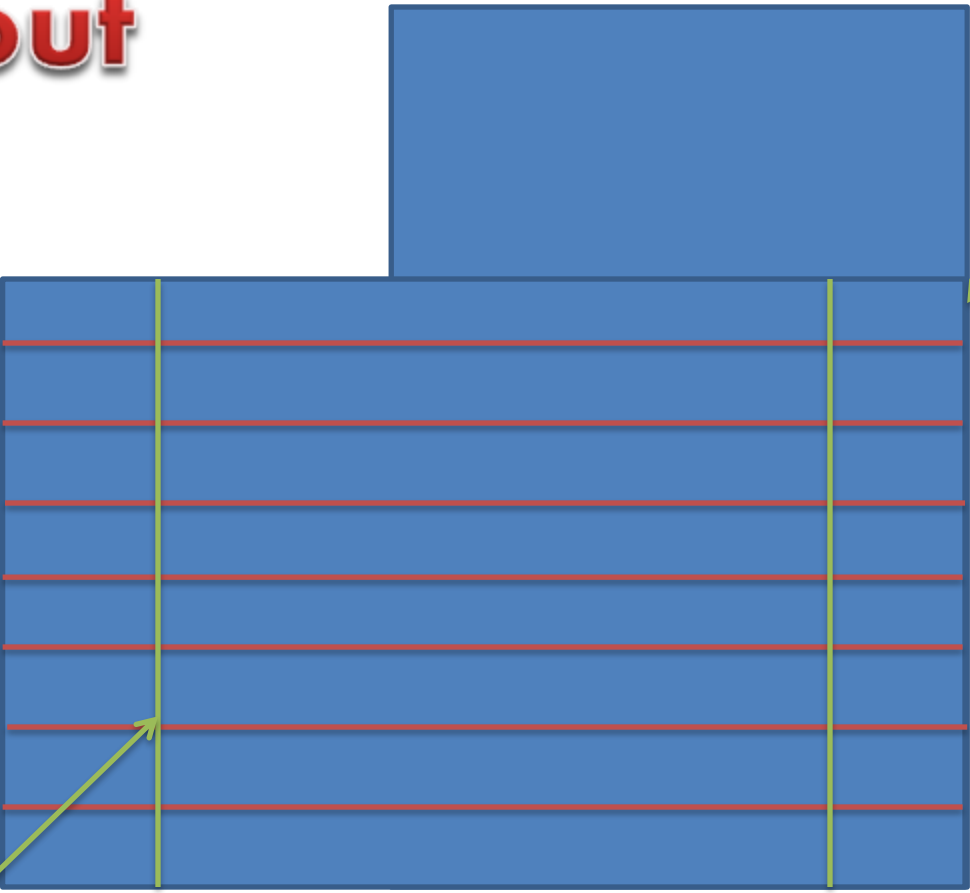
Race Example:

100 Freestyle race =

2 laps (50 x 2=100)

4 lengths (25 x 4 =100)

Flag Lines:
Let Swimmers Know
How Close They Are To Wall
During Backstroke Races


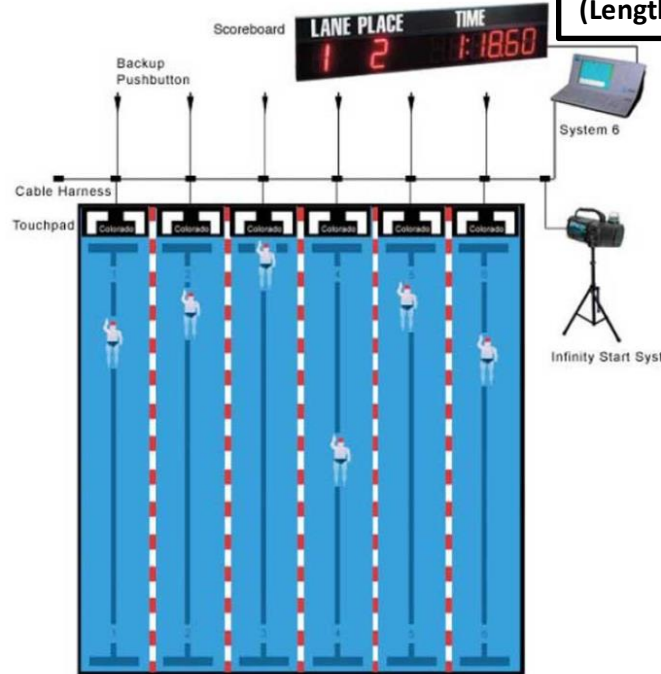


How Timing Works

1. Starting Official Starts Race
(horn sounds light flashes)



2. Computer Starts Time
& Lap Count
Scoreboard Starts Showing Times
(Length for each race is preprogrammed into the computer)




3. Touch Pads
There is a Pad in Each Lane
Each Time A Swimmer Contacts
The Pad The Computer Calculates
The Official "Split Time" or a "Final Time"

4. Timers Take & Record Final
Times In case of a
Computer Malfunction



Score Board



Time: Will Continue to Go Until That lanes Pad is Touched
Resulting in a Split Time or Final Time

“Split Time” is The Time of an Individual Lap

For Example: A 200 Yard Race Will Have 4 Laps
With 3 Split Times & 1 Final Time